



AWL SERIES

**AMPHIBIOUS WEAPON LIGHT FOR PISTOLS
OPERATING INSTRUCTIONS**

- 700-200 AWL-P
- 700-201 AWL-P Laser-Tac
- 700-202 AWL-P ON-OFF Only
- 700-203 AWL-P With Laser, Single Switch



Please read the below before using your AWL weapon light as it relays beneficial operating and safety information.

BATTERIES:


The AWL Series Lights require one (1) CR123 battery.

NOTE: Respect the polarity of the battery when installing. Failure to do so may result in explosions due to gaseous emissions from a leaking battery.

BATTERY INSTALLATION

All AWL Models:

- 1- The AWL light, by itself, looks like this, when you first take it out of the box.




**Note the two horizontal marks, by the cap seam.*

- 2- Turn the cap Clockwise, so that its mark aligns with the top mark on the body, and separate the cap from the body. Note that you are working against an O-Ring that helps maintain a waterproof seal.



- 3- Once apart, insert the CR123 battery, so that the (+) side is facing you. Inside the cap there is a (+) sign for guidance.



- 4- Reassemble the cap by aligning the two parts together. The cap mark must be in line with the top mark on the body, as shown below. Push the two parts against each other, and turn the cap counter clockwise, so that the marks are aligned and the cap is fully sealed.



- 5- The AWL is now ready to install on your weapon.

BATTERY LIFE

Battery Life is expected at four (4) hours of Continuous Life.

NOTE: Battery life may vary according to Mode Selected, Battery Quality and/or prevailing Ambient Conditions.

OPERATIONAL MODES:

P/N 700-202 is ON/OFF Only.

MODE	700-200
1	Press & Hold: Momentary (Temporary On)
2*	Press Twice: Continuous On
3*	Press 3 Times: Turbo-Strobe (Continuous)

*To turn OFF from modes 2 or 3, simply tap either switch.

MODE	700-201
1	Press & Hold: Momentary (Temporary On)
2*	Press Twice: Continuous On
3*	Press 3 Times: Turbo-Strobe (Continuous)

* To turn OFF from modes 2 or 3, simply tap either switch.


NOTE: Separate switch for laser, self lock type.

MODE	700-203
1	Press & Hold: Momentary (Temporary On)
2*	Press Twice: Continuous On
3*	Press 3 Times: Turbo-Strobe (Continuous)

* To turn OFF from modes 2 or 3, simply tap either switch.

NOTE: P/N 700-203 uses same switch for light & laser (there is no separate laser switch).


INSTALL YOUR AWL ON YOUR WEAPON:



Install the AWL by sliding the unit into the weapon's rail towards the trigger guard. Slide until it locks into the rail slot.

To remove, press up on the side spring clips and slide towards the front of the weapon.

LASER POSITIONING P/N 700-201 ONLY:



An Allen Key is included for realigning the position of the laser. Please use as needed. See red arrow above for location of Allen key.

AMBIDEXTERITY:

The AWL is completely ambidextrous, allowing you the use of either hand at will.

Both switches function in the same manner, allowing both hands to perform the exact same action for any of the three modes.

PRODUCT DURABILITY, ENVIRONMENTAL CONSTRAINTS & CERTIFICATIONS:

P/N 700-200 Only



P/N 700-201, 700-202 & 700-203



Survives Temperature Extremes of 0°F (-18°C) to 300°F (149°C)

CARE/CLEANING:

Your FoxFury is a professional tool, but regular maintenance and care of your light will maximize its performance for you. As needed, wash your FoxFury using a soft washcloth, clean water and a mild soap. Be sure that battery pack is sealed before washing. When done, pat dry with a damp cloth. If your light has been exposed to mud, use a toothbrush under running water to clean.

WARNINGS: IMPORTANT

FoxFury, LLC is not responsible for the incorrect use of any FoxFury Lighting product.

- Lights are strong enough to cause damage to the human eye.
- Do not stare into LEDs for long periods of time or from a close range (less than 2 feet).
- FoxFury, LLC is not responsible for any injury or damage caused during the use of this product.
- Usage of this product must be supervised by an adult when it is being used by a minor.
- Any FoxFury product should be operated at speeds safe enough to maneuver around surrounding obstacles.
- Do not use under the influence of drugs or alcohol.

STROBE WARNING

FoxFury's Turbo Strobe is purposely designed to induce disorientation. Prolonged viewing may produce vertigo or even vomiting. Note that the frequencies implemented are well below the ones reported to cause photo-induced seizures. As with all products, use common sense while operating.

LASER WARNING

Do not stare into the laser when it is on as it may cause damage to the human eye.

LIMITED WARRANTY

FoxFury Limited Warranty & Customer Care Information

FoxFury, LLC ("FoxFury") warrants to the purchaser of this product ("Buyer") that for a period of two years following purchase, this product will be free from defects in material and workmanship and will function in substantial compliance with FoxFury's written specifications for this product as specified in the instruction manual or on FoxFury's website located at www.foxfury.com. Buyer's exclusive remedy shall, in any case, be limited, at FoxFury's election, to: A) repair or replacement of the defective product; or B) refund of the purchase price for this product. **THE FOREGOING WARRANTY IS THE ONLY WARRANTY MADE BY FOXFURY WITH RESPECT TO THIS PRODUCT.** TO THE EXTENT ALLOWED BY APPLICABLE LAW, THERE ARE NO REPRESENTATIONS OR WARRANTIES OF ANY KIND BY THE FOXFURY, EXPRESS OR IMPLIED, WITH RESPECT TO THE CONDITION OR PERFORMANCE OF THIS PRODUCT, INCLUDING, BUT NOT LIMITED TO, MERCHANTABILITY OR FITNESS FOR A PARTICULAR PURPOSE. **This limited warranty shall not apply if this product is not stored, handled, installed or used in strict accordance with manufacturer's specifications and instruction manuals, or which has been subject to misuse, alteration, negligence or accident.**

1. The damaged part or product must be returned to FoxFury **PRIOR TO** any repair or replacement. Shipping costs are the responsibility of the claimant.
2. You must obtain a return authorization (RMA) number from FoxFury prior to returning products. FoxFury is not responsible for any damage incurred while in transit.
3. Buyer will be required to show proof of purchase – No Exceptions.
4. Any modifications to light, cable or battery pack automatically voids all warranties on this product.

All warranty inquiries should be directed to FoxFury's Customer Service Department to handle all warranty/repair-related inquiries.

TO THE EXTENT ALLOWED BY APPLICABLE LAW: (A) IN NO EVENT, WHETHER DUE TO BREACH OF WARRANTY HEREUNDER OR ANY OTHER CAUSE WHATSOEVER, SHALL FOXFURY BE LIABLE FOR OR OBLIGATED IN ANY MANNER TO PAY CONSEQUENTIAL, INCIDENTAL OR INDIRECT DAMAGES, INCLUDING, BUT NOT LIMITED TO, LOSS OF PROFITS, COST OF SUBSTITUTE PRODUCTS AND PERSONAL INJURY OR PROPERTY DAMAGE, WHETHER SUCH CLAIM IS BASED ON CONTRACT OR TORT OR ANY OTHER THEORY OF LAW, AND (B) FOXFURY'S ONLY DUTIES IN CONNECTION WITH THE SALE OF THIS PRODUCT SHALL BE TO HONOR THE LIMITED WARRANTY SET FORTH HEREIN. TO THE EXTENT THAT THIS LIMITED WARRANTY IS INCONSISTENT WITH APPLICABLE LAW, THIS STATEMENT SHALL BE DEEMED MODIFIED TO BE CONSISTENT WITH SUCH APPLICABLE LAW.



FoxFury, LLC
Vista, CA 92084 USA
Toll-Free: 844-FOXFURY
Tel: 760.945.4231
Fax: 760.758.6283
Email: custserv@foxfury.com
www.FoxFury.com

All FoxFury products are designed in Vista, CA. All FoxFury products are manufactured with the highest quality USA and foreign parts. Products are assembled in either FoxFury's controlled plant in Asia or the USA, under strict quality control.